



In  [CUSTOM-MADE]



Recess



Tunable  
Optional



Optics  
115°



CRI Typ 95  
(TABLE B)



IP65  
Optional



Motion  
Optional

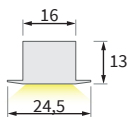


Touch  
Optional

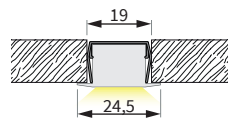
POWER PER METER - POWER SUPPLY - CRI

	9.4W/mt 24Vdc CRI TYP95	14.4W/mt 24Vdc CRI80	18.8W/mt 24Vdc CRI80	18.8W/mt 24Vdc CRI TYP95	DYNAMIC 19,2W/mt 12Vdc - CRI80
CCT	2700 K	780lm/mt	1281lm/mt	1910lm/mt	1600lm/mt
	3000 K	850lm/mt	1400lm/mt	2040lm/mt	1700lm/mt
	4000 K	910lm/mt	1440lm/mt	2180lm/mt	1820lm/mt
	6000 K	-	1580lm/mt	-	-
					700lm/mt + 900lm/mt

LUMINOUS FLUX PER METER

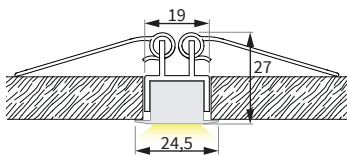


Fastening "A" interlocking clip



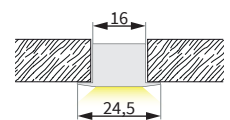
  
Hole Width  
19mm

Fastening "B" spring clip



  
Hole Width  
20mm

Fastening "C" bonding




  
Hole Width  
17mm




# Finishes

**STANDARD**




ANODIZED SILVER


**Optional**



ANODIZED GOLD




VARNISHED WHITE 9016




ANODIZED BLACK


**Speciali**




ANODIZED BRONZE




ANODIZED TITANIUM




ANODIZED BROWN




ANODIZED GREEN



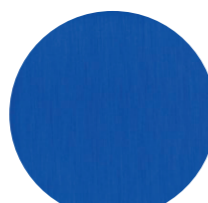
ANODIZED RED



ANODIZED ORANGE



ANODIZED TORQUOISE



ANODIZED BLU

All our light lines, including power and measure, can be customized choosing between different kinds of finishes. Except the white dust varnished finishes, all the other are anodized. The anodization process keeps unchanged the aluminium texture and it makes the coloration stronger.

# Cables for suspensions

**STANDARD**



SEMITRANSSPARENT 4 mt

**Optional**



WHITE PLAIN COLOUR SILK EFFECT / 3 mt



BLACK PLAIN COLOUR SILK EFFECT / 3 mt



BLACK ZIG ZAG SILK EFFECT / 3 mt



BLACK PLAIN BRAIDED COLOUR / 3 mt



RED PLAIN COLOUR SILK EFFECT / 3 mt



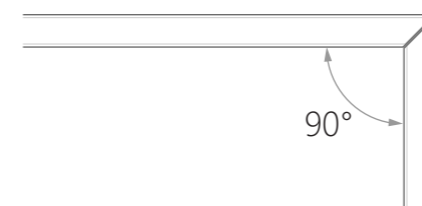
GREEN PLAIN COLOUR SILK EFFECT / 3 mt



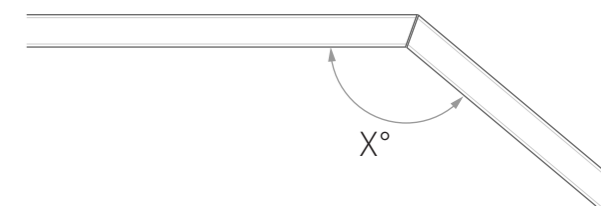
NATURAL LINEN GRAY 3 mt

# Angles realization on request

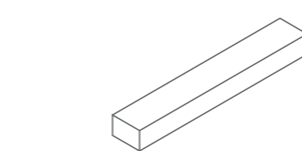
CUT ANGLE 45° + 45°



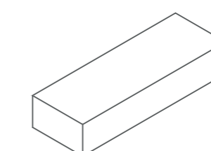
CUSTOM CUT ANGLE



# Power supply box



POWER SUPPLY BOX S  
341x55x36 mm



POWER SUPPLY BOX L  
291x102x56 mm



# High color rendering

TABLE A - (CRI Typ 95)

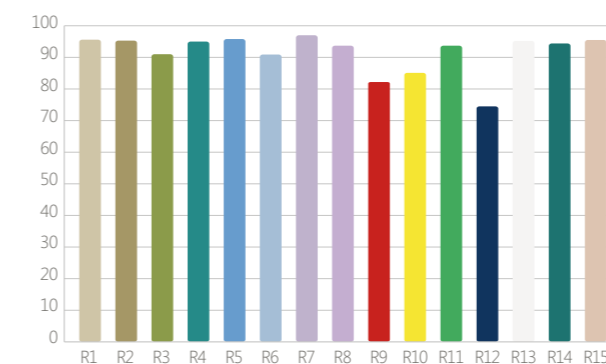


TABLE B - (CRI Typ 95)

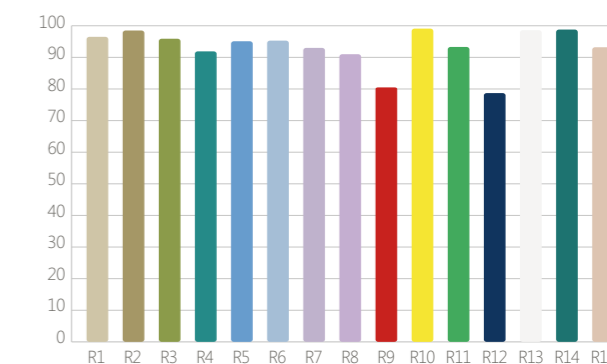


TABLE C - SLOT (CRI Typ 97)

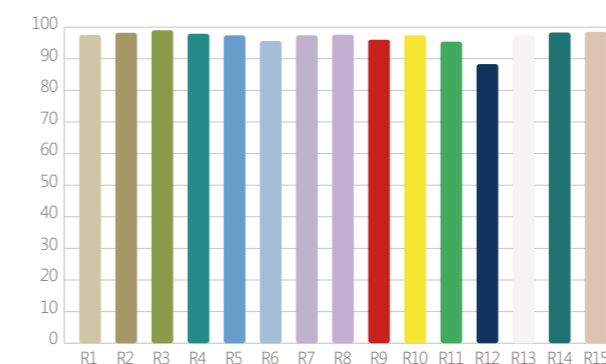


TABLE A

- QUADRO
- INSIDE
- P. IN XL UGR12
- TUBE 12.0
- BIG
- GHOST
- SKINNY
- PIATTO
- ANGLE
- POWER IN XL
- TUBE 6.0
- 30&60

TABLE B

- CLASSIC
- ANGLE COMPACT
- IN
- MIX
- COMPACT
- WIDE
- WASHER

NB: Color Rendering observed on the date 3/01/2018 with certificated machinery. The value could endure feeble variation depending on the BIN of the used LEDs.